


Project	
Type	
Date	
Product Code	
Approved by	

## VRW - Confinement

Wall Mount Luminaire  
T5, T5HO, T8 Lamps  
(Cells, Corridors, Washrooms)



3491

### Product Specifications - Application

The VRW series by Certolux is a specification-grade wall mounted luminaire for maximum security and vandal resistant applications. The clamshell design has concealed hinges, tamper resistant fasteners, contraband trapping backplate, and security lenses. This maximizes impact resistance, prevents contraband concealment and unauthorized fixture tampering/penetration.

### Product Specifications

#### Housing

Precision die formed 12, 14, or 16 gauge cold rolled steel housing with 12 gauge continuously welded end plates.

#### Backplate

Die formed 12, 14 or 16 ga. CRS with embossed mounting holes and contraband trap.

#### Door Frame

Single piece precision die formed with specified material (see product ordering key). Corners are seam welded. Tamper resistant TORX® Head with center pin fasteners secure door frame to housing.

#### Hinge

Full Length concealed piano style hinge with .500" knuckle and .125" pin (Pin is secured to knuckle) welded to door frame and fastened to backplate.

#### Lens and Lens Retention

Multiple lens choices for both fixture side and room facing side (see product ordering key for options). Lens maximum thickness .625". The lens is secured with adjustable V style brackets with through studs on housing faceplate.

#### Finish

The luminaire is in a powder painted white finish and offers a high reflectivity coating for improved lighting performance and efficiency.

#### Electrical

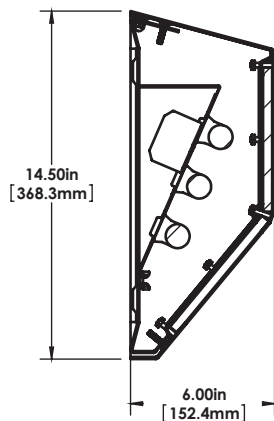
All electrical components are CSA or UL approved. Lamp holders provided ensure positive lamp retention. Standard electronic ballasts are programmed or rapid start, with a THD of less than 20%. Luminaires are provided with an access plate, to facilitate wiring to external power source.

#### Approvals

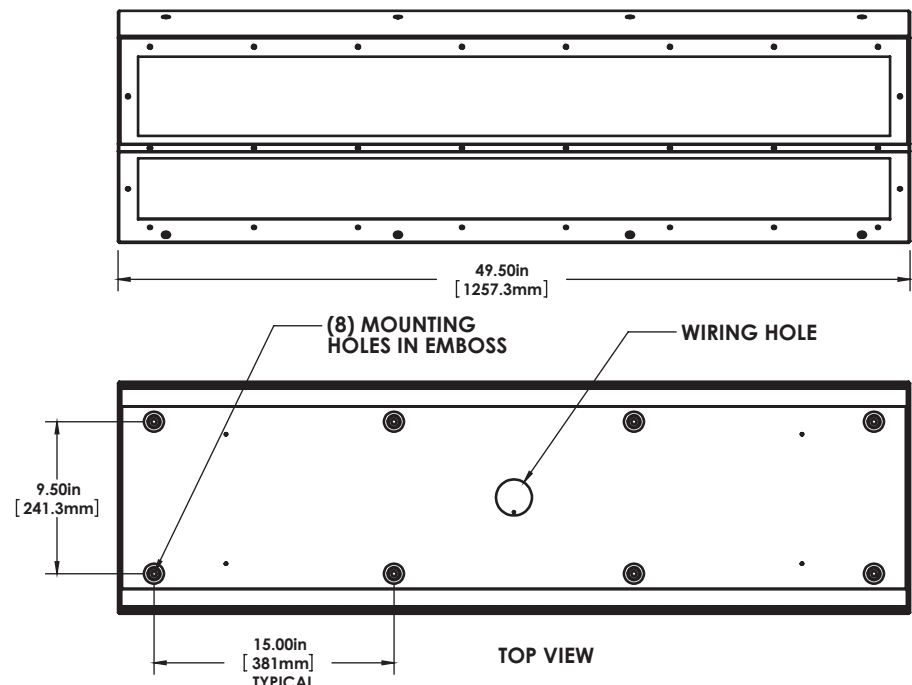
Approved to CSA and UL standards.

Vandal  
Resistant

### Dimensions



CROSS SECTION



TOP VIEW


Project	
Type	
Date	
Product Code	
Approved by	

## VRW - Confinement

### Wall Mount Luminaire

#### T5, T5HO, T8 Lamps

(Cells, Corridors, Washrooms)



3491

## Product Specifications - Application

The VRW series by Certolux is a specification-grade wall mounted luminaire for maximum security and vandal resistant applications. The clamshell design has concealed hinges, tamper resistant fasteners, contraband trapping backplate, and security lenses. This maximizes impact resistance, prevents contraband concealment and unauthorized fixture tampering/penetration.

## Ordering

<b>VRW-3491</b>			/		-				-		/		
<b>Series</b>	<b>Model</b>	<b>Size (W x L)</b>		<b>No. of Lamps</b>	<b>Lamp Type</b>		<b>Voltage</b>	<b>Internal Lens</b>	<b>External Lens</b>	<b>Options</b>			
		1x1 1x2 1x4		2L 3L	T5 T5HO T8 PL PLL		120 - 120V 277 - 277V 347 - 347V UNV - 120-277V UN4 - 347-480V +			<b>Ballast Options</b> <input type="checkbox"/> B01 Ballast Disconnect - In-line Power Disconnect (CSA-UL Req'd For Voltages above 150v) <input type="checkbox"/> B02 Dimming Addressable Digital (DALI) <input type="checkbox"/> B03 Dimming Low Voltage <input type="checkbox"/> B08 Ballast - High Ballast Factor <input type="checkbox"/> B09 Ballast - Low Ballast Factor <input type="checkbox"/> B30 Emergency Specified Lighting Battery Pack 1-lamp <input type="checkbox"/> B33 Emergency Lighting Battery Pack 1-lamp <input type="checkbox"/> B34 Emergency Lighting Battery Pack 2-lamp <b>Packaging Options</b> <input type="checkbox"/> K0 Pack Bulk/Pallet Packed and/or wrapped <input type="checkbox"/> K1 Pack Single <b>Fusing and Breaker Options</b> <input type="checkbox"/> T6 Fuseholder, In-line Single Pole <b>Wiring Options</b> <input type="checkbox"/> V22 Night Light - Compact Fluorescent <input type="checkbox"/> V25 Radio Frequency Filter <input type="checkbox"/> V39 Night Light - White LED <b>Approvals Options</b> <input type="checkbox"/> X7 Dual CSA/USA <b>Lamp Options</b> <input type="checkbox"/> Z1 Lamps Installed (Specify Type)			

**Door/Housing Gauge**

B - 16 Ga. CRS (Painted)  
 C - 14 Ga. CRS (Painted)  
 D - 12 Ga. CRS (Painted)  
 F - 16 Ga. SS #304 (Painted)  
 G - 14 Ga. SS #304 (Painted)  
 J - 16 Ga. SS #304 (#4 Brushed)\*\*  
 K - 14 Ga. SS #304 (#4 Brushed)\*\*

\*\* Not Available as Housing Material

**Ballast Type**

N - Instant Start  
 P - Prog. Start  
 R - Rapid Start

**Lamp Watts**

See Table below

**Internal/External Lens**

P00 - None  
 P13 - .125 Prismatic Acrylic  
 P45 - .125 Clear Polycarbonate  
 P42 - .156 Prismatic Polycarbonate  
 P43 - .187 Prismatic Polycarbonate  
 P46 - .187 Clear Polycarbonate  
 P49 - .187 Clear Tempered Glass  
 P08 - .250 Clear Polycarbonate  
 P50 - .250 Clear Tempered Glass  
 P47 - .375 Clear Polycarbonate  
 P51 - .375 Clear Tempered Glass  
 P48 - .500 Clear Polycarbonate  
 P52 - .500 Clear Tempered Glass

Note: Maximum lens thickness combined is .625"

Model Numbers relate to specific designs, refer to product photo and Dimension sections for additional details.

### Lamp Watts

	Nom. Lamp Watts				
Size	T5	T5HO	T8	PL	PLL
1x1				13 (2,3 lamps)	
1x2	14 (2,3 lamps)	24 (2,3 lamps)	17 (2,3 lamps)		40 (2,3 lamps)
1x4	28 (2,3 lamps)	54 (2,3 lamps)	32 (2,3 lamps)		

+ T5HO Lamps only

Other options may be available consult factory.  
 Specifications and data subject to change without notice

