

Project:	Catalogue #:	Type:
Notes:		

## Product Description

Commercial-grade, LED strip luminaire. Ideal for many applications requiring a low cost, small profile, lighting solution.

## Applications

Coves, Enclosed parking garages, Retail Shelving, Industrial Racks, Utility Areas



## Features

- Shallow design
- Surface or suspension mountable
- Available in nominal length of 24, 48, & 96 inches
- Continuous raceway and row-mounting capability
- 80+ CRI
- Standard low voltage dimming (0-10v)

## Featured Options

- Speedy hangers
- Aircraft cable set
- Emergency lighting battery pack

## Optical System

Standard units are supplied with frosted extruded micro-grooved square polycarbonate lens.

## Mounting

Mounting holes are provided. This product can be surface or suspension mounted.

## Construction

Die and brake-formed, code gauge, steel housing and ends. Knockouts are provided for conduit attachment.

## Finish

White, pre-painted housing.

## Electrical

Long life LEDs coupled with high efficiency drivers provide quality illumination. Rated to deliver L80 performance > 50,000 hours. Supplied with dimmable drivers (0-10v).

## Warranty


5 year limited warranty. For complete warranty, click here:



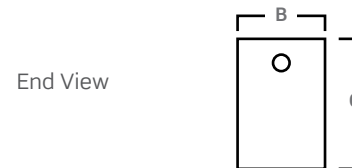
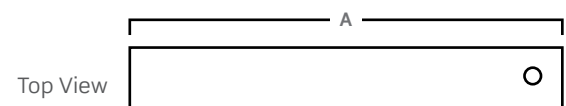
## Approvals

- Approved to CSA and UL standards.
- Tested in accordance to IESNA LM-79.
- Suitable for damp locations.
- DesignLights Consortium<sup>®</sup> Qualified.

All configurations may not be DLC qualified. Check [www.designlights.org/QPL](http://www.designlights.org/QPL) for qualified configurations.



## Dimensions



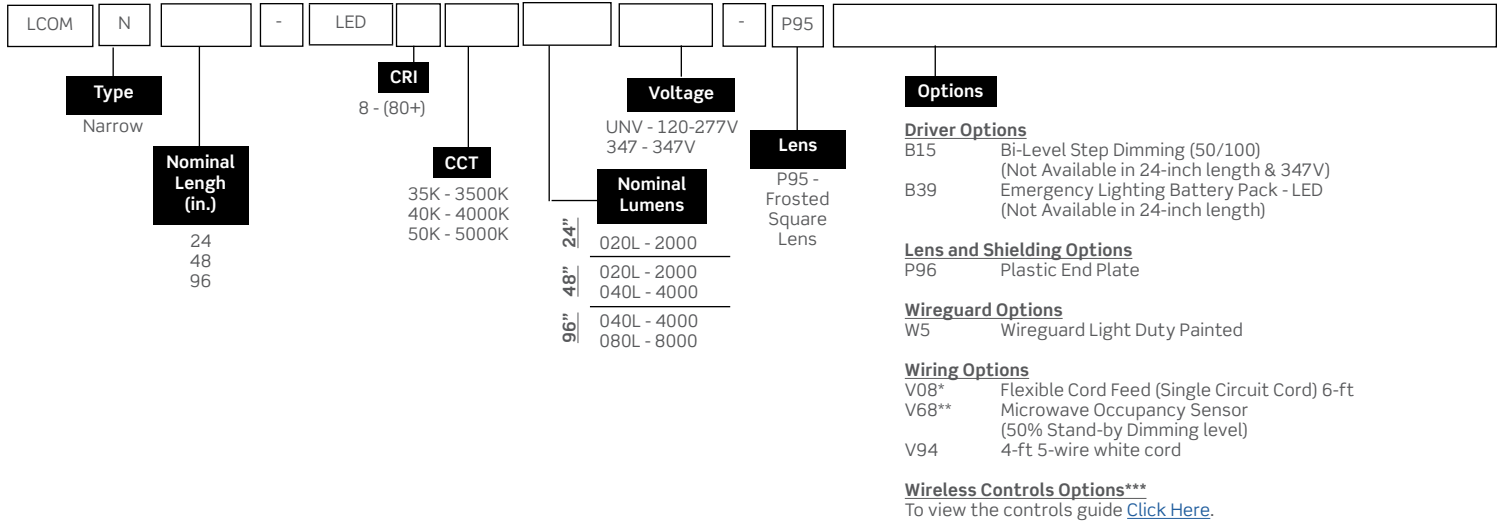
Size	A	B	C
24"	22 7/8"	2 1/16"	2 7/8"
48"	44 7/8"	2 1/16"	2 7/8"
96"	89 1/4"	2 1/16"	2 7/8"

Consult installation guide for exact dimensions.

Project:	Catalogue #:	Type:
Notes:		

## Order Key

### EXAMPLE: LCOMN48-LED840K40LUNV-P95



\* For pendant mounted applications only. Not for use in surface mount applications.

\*\* Not to be used with step dimming (B15). Integrated sensor adds 2.5 inches to standalone fixture length. Consult factory for availability with 347V.

\*\*\* Some controls may impact on standalone fixture length. Consult factory for exact dimensions.

Other options may be available, consult factory. Specifications and data subject to change without notice.

## Performance Data

LED Performance Data				
Size	Nominal Lumens	Delivered Lumens	Watts	Lumens per Watt
24	2000	2235	14.7	152
48	2000	2067	12.6	163.4
	4000	4253	27.8	153
96	4000	4367	26.8	162.9
	8000	8506	55.6	153

Values based on 840K with standard lens at 25C

## Performance Scaling Factor


	50K	40K	35K	30K
80CRI	1.000	1.000	0.960	0.946
90CRI	0.875	0.875	0.836	0.809

Mounted Accessories (Ordered Separately)	
KIT00001	Chain Set (2) 4ft w/ S-hooks.M10
KIT00002	Speedy Hangers (2).M23
KIT00003	Stem & Canopy Set 3/8"IP (2) 4ft.M26
KIT00043	Aircraft Cable & Canopy Set (2) 4ft.M48 (Cord not included with the kit)
KIT00044	Stem & Canopy Set Sloped Ceilings (2) 3ft.M29
KIT00045	Stem & Canopy Set Sloped Ceilings (2) 4ft.M29
KIT00046	Stem & Canopy Set Sloped Ceilings (2) 6ft.M29
KIT00047	Stem & Canopy Set 3/8"IP (2) 2ft.M26
KIT00048	Stem & Canopy Set 3/8"IP (2) 1ft.M26
KIT00050	Stem & Canopy Set 3/8"IP (2) 3ft.M26
KIT00053	Stem & Canopy Set 3/8"IP (2) 6ft.M26

Project:	Catalogue #:	Type:
Notes:		

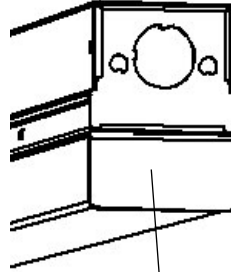
## Featured Options

Standard



Metal End

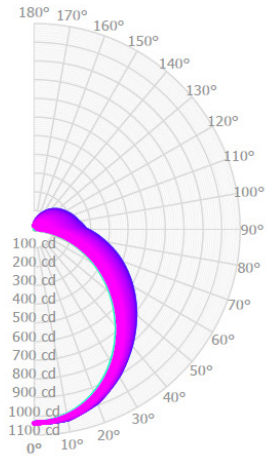
P96 Option



Translucent Plastic End

## Photometrics

IES File: **LCOMN48-LED840K040LUNV-P95**  
 Lumens: **3973**  
 Wattage: **36.5**  
 Efficacy: **109**



### Zonal Lumen Summary

Zone	Lumens	%Fixture
0.0° - 30.0°	803	20.2%
0.0° - 40.0°	1312	33.0%
0.0° - 60.0°	2351	59.2%
0.0° - 90.0°	3326	83.7%
0.0° - 110.0°	3621	91.1%
0.0° - 130.0°	3826	96.3%
0.0° - 150.0°	3936	99.1%
0.0° - 170.0°	3971	99.9%
0.0° - 180.0°	3973	100.0%

### Coefficients of Utilization

pc	80%			70%			50%		
	70%	50%	30%	70%	50%	30%	70%	50%	30%
0	115	115	115	111	111	111	102	102	102
1	103	98	93	99	94	89	90	86	83
2	93	84	77	89	81	74	81	75	69
3	85	73	65	81	71	63	73	65	59
4	77	65	56	74	62	54	67	58	51
5	71	58	48	67	55	47	61	52	44
6	65	52	43	62	50	41	57	46	39
7	60	47	38	58	45	37	53	42	35
8	56	43	34	54	41	33	49	38	31
9	52	39	31	50	38	30	46	35	28
10	49	36	28	47	35	27	43	33	26

### Average Luminance Table (cd/m<sup>2</sup>)

#### CP Summary

	0.00°	45.00°	90.00°
0.00°	17803	17803	17803
45.00°	14713	12385	12034
55.00°	13437	11173	11131
65.00°	11892	9996	10337
75.00°	9558	8824	9544
85.00°	3905	7756	8891

Effective Floor Cavity Reflectance: 20%