

Project:	Catalogue #:	Type:
Notes:		

Product Description

Specification-grade, recessed, lay-in T-Bar luminaire featuring a shallow elliptical center lens. For use with indoor applications where high-efficiency, high performance and ease of installation are required. This IC-rated luminaire's low-profile design is ideal for shallow or obstructed plenum applications.

Applications

Office Areas, Retail Stores, Classrooms, Corridors, Hospitals



Features

- Ideal for shallow or obstructed plenum applications
- Enhanced, uniform lighting delivers a balanced amount of light to walls, cubicles, work surfaces and people
- Extruded acrylic diffuser
- Standard low voltage dimming (0-10v, 1%)
- 80+ CRI
- Available in 1x1, 1x4, 2x2, 2x4, 20x60, 30x30, 750x750, and 500x1500 configurations
- For use in insulated ceilings
- Room side access for driver compartment

Featured Options

- Emergency lighting battery pack
- Air handling
- Optional lenses, see ordering key

Optical System

Frosted ribbed linear extruded acrylic diffuser offers high levels of efficiency and visual comfort. Indirect reflectors are precision formed and contoured to provide soft, low-glare, indirect illumination, while maintaining high-efficiency and a wide, uniform light distribution.

Mounting

This luminaire has been specifically designed for T-Bar applications. Holes provided for chain-mounting support to building structure with integral earthquake clips.

Construction

Die-formed and riveted, heavy-gauge steel housing assembly. Precision-formed steel reflector. Wiring access plate and knockouts are provided on back of housing.

Finish

White, polyester powder painted housing.

Electrical

Long life LEDs coupled with high efficiency drivers provide quality illumination. Rated to deliver L80 performance > 60,000 hours.

Warranty

5 year limited warranty. For complete warranty, click here:



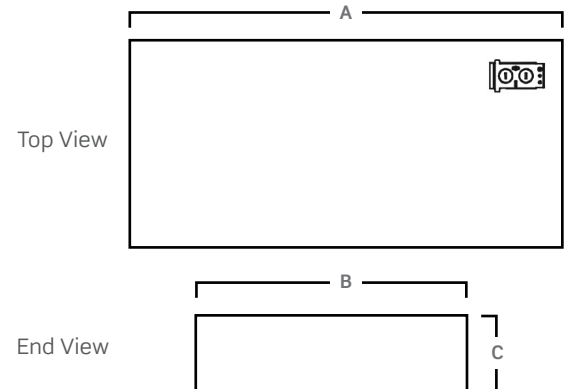
Approvals

- Approved to CSA/UL standards. UL listed for insulated ceilings.
- Tested in accordance to IESNA LM-79.
- Suitable for damp locations.
- DesignLights Consortium® Qualified

All configurations may not be DLC qualified. Check www.designlights.org/QPL for qualified configurations



Dimensions



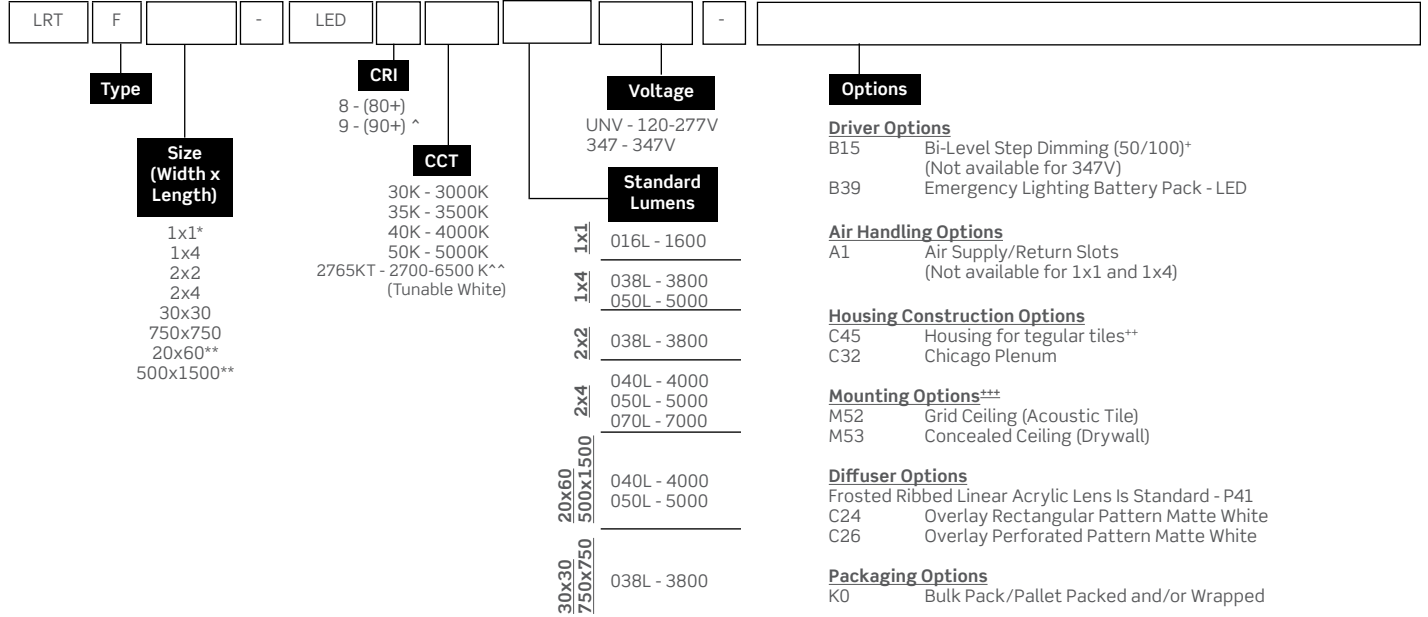
Size	A	B	C
1x1	13 15/16"	13 15/16"	3 3/8"
1x4	47 3/4"	11 3/4"	2 1/2"
2x2	23 3/4"	23 3/4"	2 1/2"
2x4	47 3/4"	23 3/4"	2 1/2"
30x30	29 3/4"	29 3/4"	2 1/2"
20x60	59 3/4"	19 3/4"	2 1/2"
750x750	744mm	744mm	90mm
500x1500	1494mm	494mm	90mm

Consult installation guide for exact dimensions.

Project:	Catalogue #:	Type:
Notes:		

Order Key

EXAMPLE: LRTF2x4-LED840K070LUNV



Performance Data

LED Performance Data				
Size	Nominal Lumens	Delivered Lumens	Watts	Lumens Per Watt
1x1	1600	1632	12.6	129.9
1x4	3800	3824	24	159.1
	5000	5031	32.2	156.4
2x2	3800	3828	26.5	144.7
2x4	4000	4033	26.1	154.8
	5000	5025	32.9	152.5
	7000	7028	47.6	147.7
500x1500	4000	4033	26.1	154.8
	5000	5025	32.9	152.5
30x30	3800	3828	27	145
20x60	4000	4033	26.1	154.8
	5000	5025	32.9	152.5
750x750	3800	3828	27	145

Values based on 840K with standard lens at 25C

Flange Kits (Ordered Separately)	
Size (Width x Length)	Item No.
1x4	KIT00136
2x2	KIT00137
2x4	KIT00138

Surface Kits (Ordered Separately)	
Size (Width x Length)	Item No.
1x4	KIT00326
2x2	KIT00327
2x4	KIT00316

Performance Scaling Factor

	50K	40K	35K	30K
80CRI	1.000	1.000	0.960	0.946
90CRI	0.875	0.875	0.836	0.809

Lifetime Expectancy

	Calculated Hours	Reported Hours
L70	≥ 238,000	> 60,000
L80	≥ 149,000	> 60,000
L90	≥ 71,000	> 60,000

*Requires either M52 or M53 option.
**Includes filler plates.

^ 90+ CRI reduces lumen output by 20%, not available with 5000K
^^ When Selecting 2765KT, if a tunable white-compatible control is not selected the luminaire will come standards with two sets of 0-10V wires for dimming and color tuning (see tunable white diagram for details). For compatible control options please consult factory.

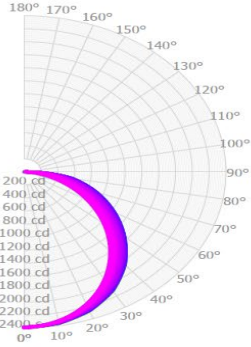
+ Not available for 347V. Consult factory for configuration details
** Not available for 1x1 size.
*** For 1x1 size only.

Other options may be available, consult factory. Specifications and data subject to change without notice.

Project:	Catalogue #:	Type:
Notes:		

Photometrics

IES File: **LRTF2X4-LED840K070LUNV**
 Lumens: **7047**
 Wattage: **55**
 Efficiency: **128**



Zonal Lumen Summary

Zone	Lumens	%Fixture
0.0° - 30.0°	1850	26.2%
0.0° - 40.0°	3024	42.9%
0.0° - 60.0°	5341	75.8%
0.0° - 90.0°	7047	100.0%
0.0° - 110.0°	7047	100.0%
0.0° - 130.0°	7047	100.0%
0.0° - 150.0°	7047	100.0%
0.0° - 170.0°	7047	100.0%
0.0° - 180.0°	7047	100.0%

Coefficients of Utilization

pc	80%			70%			50%		
	70%	50%	30%	70%	50%	30%	70%	50%	30%
pw									
0	119	119	119	116	116	116	111	111	111
1	108	103	98	105	100	96	100	96	93
2	98	89	82	95	87	81	90	84	78
3	89	78	69	86	76	68	82	73	67
4	81	69	60	79	68	59	75	65	58
5	75	62	52	73	60	52	69	58	51
6	69	55	46	67	54	46	63	53	45
7	64	50	41	62	49	41	59	48	40
8	60	46	37	58	45	37	55	44	36
9	56	42	34	54	41	33	52	40	33
10	52	39	31	51	38	31	48	37	30

Effective Floor Cavity Reflectance: 20%

Average Luminance Table (cd/m²)

CP Summary		0.00°	45.00°	90.00°
0.00°		3287	3287	3287
45.00°		2773	3079	3322
55.00°		2546	2983	3318
65.00°		2259	2935	3408
75.00°		1843	3078	3734
85.00°		803	3627	4212

Tunable White

When Selecting 2765KT, if a tunable white-compatible control is not selected the luminaire will come standard with two sets of 0-10V wires for dimming and color tuning. For compatible control options please consult factory.

Dim and CCT control wire colors are subject to change without notice. All control wires are marked per the parentheses.

